




Ultra Cotton® 100% Cotton Long Sleeve T-Shirt. G2400




- 6-ounce, 100% cotton
- 50/50 cotton/poly (Dark heather, Safety Green, Safety Orange)
- 99/1 cotton/poly (Ash)
- 90/10 cotton/poly (Sport Grey)
- Double-needle neck and hem
- Taped neck and shoulders
- Rib knit cuffs

Due to the nature of 50/50 cotton/poly neon fabrics, special care must be taken throughout the printing process.

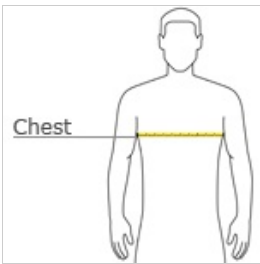


front



back

HOW TO MEASURE



CHEST

With arms down at sides, measure around the upper body, under arms and over the fullest part of the chest.

SIZE CHART

	S	M	L	XL	2XL	3XL	4XL	5XL
Chest	34-36	38-40	42-44	46-48	50-52	54-56	58-60	62-64

COLOR INFORMATION

Ash* PMS COOL GREY 3 C	Black PMS 426 C	Cardinal Red PMS 202 C	Carolina Blue PMS 659 C	Charcoal PMS COOL GREY 10 C	Dark Chocolate PMS BLACK 5 C	Dark Heather* PMS 446 C	Forest Green PMS 5535 C	Gold PMS 1235 C	Indigo Blue PMS 5405 C	Irish Green PMS 340 C
Light Blue PMS 536 C	Light Pink PMS 685 C	Maroon PMS 7644 C	Military Green PMS 417 C	Natural PMS 7527 C	Navy PMS 533 C	Orange PMS 1665 C	Purple PMS 7665 C	Red PMS 7620 C	Royal PMS 7686 C	S. Orange* PMS 340 C
Safety Green* PMS 382 C	Sand PMS 7528 C	Sapphire PMS 641 C	Sport Grey* PMS COOL GRAY 7 C	Texas Orange PMS 7592 C	White PMS WHITE					

*Not all sizes are available in every color.